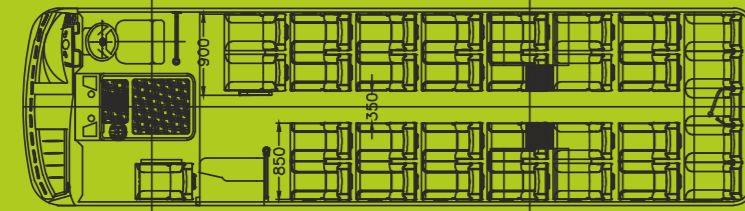
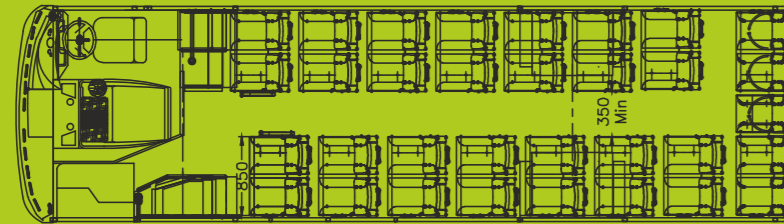


Seating Variants

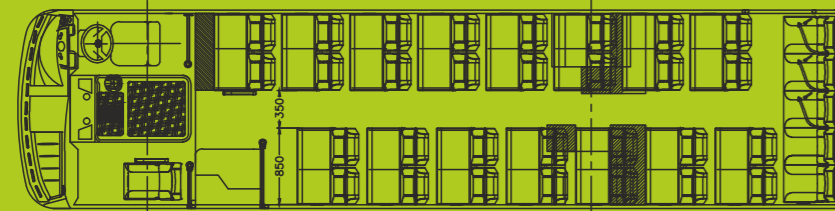
While AC Starbus comes in 32-seater and 36-seater variants, AC Starbus Ultra is available in 33/41/46-seater and 36-seater HBR variants.



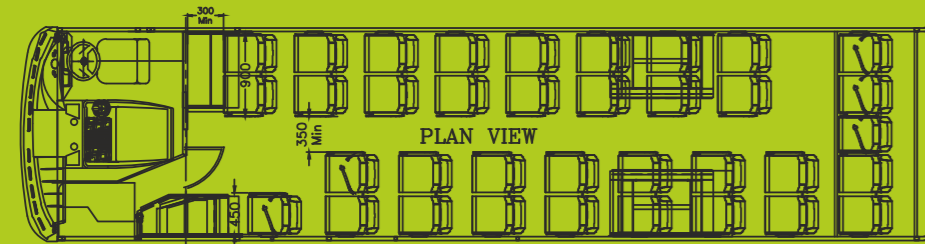
32-Seater Std 2 x 2 AC



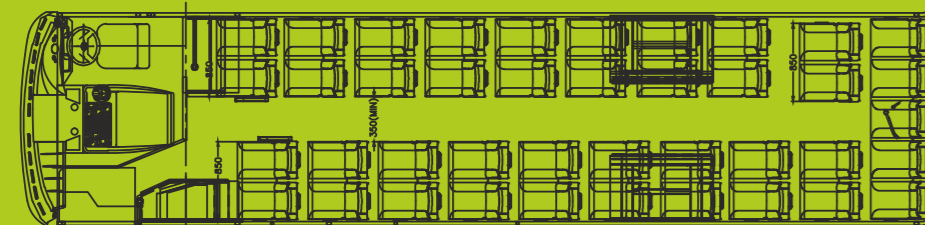
33-Seater Std 2 x 2 AC




36-Seater Std 2 x 2 AC



36-Seater HBR 2 x 2 AC



41-Seater Std 2 x 2 AC



46-Seater Std 3 x 2 AC

BUSES & COACHES FROM **TATA MOTORS**

For more information, please visit our website: www.buses.tatamotors.com
E-mail: businfo@tatamotors.com or visit www.buses.tatamotors.com
You can also contact our Sales Office: **Tata Motors Limited**,
4th Floor, Ahura Centre, 82, Mahakali Caves Road, MIDC,
Andheri (East), Mumbai 400093 or call toll-free no. **18002097979**.

The illustrations and photographs may show accessories and items of optional equipment which are not part of standard specifications. Due to printing processes, colours may vary slightly from those shown. All listed specifications are current and subject to change or upgrades without prior notice, in accordance with the Company's policy of continuous product improvement.



BUSES & COACHES FROM
TATA MOTORS



All New Range of AC BSIV Buses



**Comfort
and
Convenience**

Perfectly Matched

**TATA
Starbus**

Starbus ULTRA



Now, impress your customers with the all-new range of AC BSIV buses, comprising AC Starbus and AC Starbus Ultra. Built by Tata Marcopolo Motors Ltd., these buses help passengers arrive at their destination in better shape.

Both AC Starbus and AC Starbus Ultra offer a well-deserved upgrade that enables your employees to travel in style. Read on to discover what makes them the most comfortable range of buses for your passengers.



TATA
Starbus

Starbus ULTRA



Air-conditioning System Features

- ▶ Engine mounted AC compressor for best cooling performance
- ▶ High air flow - 4200 m³/h
- ▶ Reduced refrigerant charge due to multi flow condenser
- ▶ Easy maintenance access
- ▶ High cooling capacity - 25 kW
- ▶ Low weight - 108 kg
- ▶ Easy installation



TATA
Starbus
AC



Factory fitted fully built AC coach



Pneumatic passenger door with sensitivity (AIS052) for safe entry & exit



Modular hatrack with integrated AC duct



Attractive fabric seat upholstery with matching interiors



Eye-friendly LED roof lighting



Pasted window glasses (50% grey tinted) with ventilation windows



Rear and side luggage booth provided with lamps



Mobile charging point



Special heat and noise insulation in the engine hood

Air-conditioning System Features



- ▶ Engine mounted imported Mitsubishi AC compressor, for best cooling performance
- ▶ High cooling capacity - 25 kW
- ▶ High air flow - 4200 m³/h
- ▶ Low weight - 108 kg
- ▶ Reduced refrigerant charge due to multi flow condenser
- ▶ Easy installation



TATA
Starbus
ULTRA
AC



Factory fitted fully built AC coach



Pneumatic passenger door with sensitivity (AIS052) for safe entry & exit



Modular hatrack with integrated AC duct



Eye-friendly LED roof lighting



Exciting red coloured fabric seat upholstery with matching interiors

Arm rest for comfortable seating (in 36 HBR)



Pasted window glasses (50% grey tinted) with ventilation windows



Rear and side luggage booth provided with lamps



Mobile charging point



Special heat and noise insulation in the engine hood

Designed to meet different needs

▶ Corporates - employees in metros & cities, off city, work sites, etc.

AC Starbus and AC Starbus Ultra buses are so comfortable that companies will prefer hiring them for transportation of employees. This will reduce the number of private vehicles on road, thereby helping to preserve the environment too. Employees can ride in comfort and arrive in better shape.

▶ Tours & travel operators - intra-city operations

AC Starbus and AC Starbus Ultra buses make every trip a memorable one. Passengers travel relaxed and arrive at their destination totally refreshed.

▶ Hotel transfers

Both AC Starbus and AC Starbus Ultra offer comfortable seating positions, premium interiors, stylish looks and absolute safety - for one of the most pleasant rides.



Backed by the trusted Tata Motors servicing network

AC Starbus and AC Starbus Ultra buses are backed by warm, personalised service from the Tata Bus Terminus.

- Easy finance schemes
- A nation-wide service network
- 36-month/3,00,000 km warranty on engine and driveline; 18-month/1,50,000 km warranty on body, including 6-month warranty on paint. Warranty on AC as per OEM policy
- Attractive Annual Maintenance Contract
- 24-hour Assistance Centre
- Ready availability of spare parts





Starbus AC

	Starbus 32	Starbus 36
Chassis Platform	LP 712/42 BSIV Diesel	LP 912/49 BSIV Diesel
Engine	TATA 497 TCIC; Water-cooled; Common Rail	TATA 497 TCIC; Water-cooled; Common Rail
Engine Power	92 kW @ 2400 r/min	92 kW @ 2400 r/min
Engine Torque	400 Nm @ 1300-1500 r/min	400 Nm @ 1300-1500 r/min
Clutch Diameter	310 mm	310 mm
Gearbox	G-550; 6-speed with overdrive	G-550; 6-speed with overdrive
Brakes	Dual circuit full air S-cam brake with ABS	Dual circuit full air S-cam brake with ABS
Suspension	Semi-elliptical Leaf Springs at front and rear	Parabolic Leaf Spring at front & Semi-elliptical Leaf Spring at rear
Anti-roll bar	Yes	Yes
Steering	Power	Power
Battery	12 V, 150 Ah	12 V, 150 Ah
Alternator	65 A	65 A
Tyres	7.50 x 16 - 16PR	8.25 x 16 - 16 PR
Fuel Tank Capacity	160 l	160 l
Turning Circle Diameter	14600 mm	17500 mm
Max. GVW	7490 kg	9000 kg
BODY:		
Seating Capacity & Layout	32+1 Hi-back	36+1 Hi-back
Structure	Galvanized tubular structure	
Floor	Anti-skid vinyl	
AC Make	Spheros CC 225	
Passenger Door	1 jack-knife type Pneumatic door with sensitivity	
Front Windshield	Single piece laminated glass	
Rear Windshield	Single piece tempered glass	
Emergency Exits	1 breakable rear glass with hammer; 1 emergency window behind driver; door at rear RH side	
Side Windows	Pasted glasses with 2 nos. ventilation windows at each side	
Step Lamp	Provided	
Fire Extinguisher	2 nos. of 6 kg capacity	
Hat-rack	Hat-rack integrated with AC duct	
Fire Retardent Material	Yes	
Side Luggage Booth	Yes	
GPS	Optional	
Overall Dimensions:		
Wheelbase	4200 mm	4920 mm
Length	8150 mm	9300 mm
Rear Overhang	2520 mm	2952 mm
Front Overhang	1430 mm	1430 mm
Overall Height	2900 mm	2900 mm
Max. Width	2200 mm	2200 mm
Internal Height	1900 mm	1900 mm



Starbus Ultra AC

	33-seater	36-seater
Chassis Platform	LPO 8.5 T/ 42 BS IV Diesel	LPO 10.2 T/ 52 BSIV Diesel
Engine	3l CRDI BSIV Engine	3l CRDI BSIV Engine
Engine Power	102 kW @ 3000 r/min	102 kW @ 3000 r/min
Engine Torque	360 Nm @ 1400-2000 r/min	360 Nm @ 1400-2000 r/min
Clutch Diameter	330 mm	330 mm
Gearbox	G-550; 6-speed with overdrive	G-550; 6-speed with overdrive
Brakes	Dual circuit full air S-cam brakes with ABS	Dual circuit full air S-cam brakes with ABS
Suspension	Parabolic Leaf Spring at front & rear	Parabolic Leaf Spring at front & rear
Anti-roll bar	Yes	Yes
Steering	Power	Power
Battery	12 V, 150 Ah	12 V, 150 Ah
Alternator	90 A	90 A
Tyres	235/75 R - 17.5	235/75 R - 17.5
Fuel Tank Capacity	120 l	160 l
Turning Circle Diameter	14600 mm	17700 mm
Max. GVW	8750 kg	10200 kg
BODY:		
Seating Capacity & Layout	33 Hi-back + 1D, 2x2	36 HBR + 1D, 2x2
Structure	Galvanized tubular structure	
Floor	Anti-skid vinyl	
AC Make	Spheros CC 225	
Passenger Door	1 jack-knife type pneumatic door with sensitivity	
Front Windshield	Single piece laminated glass	
Rear Windshield	Single piece tempered glass	
Emergency Exits	1 breakable rear glass with hammer; 1 emergency window behind driver; door at rear RH side	
Side Windows	Pasted glasses with 2 nos ventilation windows at each side	
Step Lamp	Provided	
Fire Extinguisher	2 nos. of 6 kg capacity	
Hat-rack	Modular hat-rack integrated with AC duct	
Fire Retardent Material	Yes	
Side Luggage Booth	Yes	
GPS	Optional	
Overall Dimensions:		
Wheelbase	4200 mm	5200 mm
Length	8520 mm	10120 mm
Rear Overhang	2520 mm	3120 mm
Front Overhang	1800 mm	1800 mm
Overall Height	2900 mm	2900 mm
Max. Width	2340 mm	2340 mm
Internal Height	1920 mm	1900 mm



Starbus Ultra AC

	41-seater	46-seater
Chassis Platform	LPO 10.2 T/ 52 BSIV Diesel	LPO 10.2 T/ 52 BSIV Diesel
Engine	3l CRDI BSIV Engine	3l CRDI BSIV Engine
Engine Power	102 kW @ 3000 r/min	102 kW @ 3000 r/min
Engine Torque	360 Nm @ 1400-2000 r/min	360 Nm @ 1400-2000 r/min
Clutch Diameter	330 mm	330 mm
Gearbox	G-550; 6-speed with overdrive	G-550; 6-speed with overdrive
Brakes	Dual circuit full air S-cam brakes with ABS	Dual circuit full air S-cam brakes with ABS%
Suspension	Parabolic Leaf Spring at front & rear	Parabolic Leaf Spring at front & rear
Anti-roll bar	Yes	Yes
Steering	Power	Power
Battery	12 V, 150 Ah	12 V, 150 Ah
Alternator	90 A	90 A
Tyres	235/75 R - 17.5	235/75 R - 17.5
Fuel Tank Capacity	160 l	160 l
Turning Circle Diameter	17700 mm	17700 mm
Max. GVW	10200 kg	10200 kg
BODY:		
Seating Capacity & Layout	41 Hi-back + 1D, 2x2	46 Hi-back + 1D, 3x2
Structure	Galvanized tubular structure	
Floor	Anti-skid vinyl	
AC Make	Spheros CC 225	
Passenger Door	1 jack-knife type pneumatic door with sensitivity	
Front Windshield	Single piece laminated glass	
Rear Windshield	Single piece tempered glass	
Emergency Exits	1 breakable rear glass with hammer; 1 emergency window behind driver; door at rear RH side	
Side Windows	Pasted glasses with 2 nos ventilation windows at each side	
Step Lamp	Provided	
Fire Extinguisher	2 nos. of 6 kg capacity	
Hat-rack	Modular hat-rack integrated with AC duct	
Fire Retardent Material	Yes	
Side Luggage Booth	Yes	
GPS	Optional	
Overall Dimensions:		
Wheelbase	5200 mm	5200 mm
Length	10120 mm	10120 mm
Rear Overhang	3120 mm	3120 mm
Front Overhang	1800 mm	1800 mm
Overall Height	2900 mm	2900 mm
Max. Width	2340 mm	2550 mm
Internal Height	1920 mm	1950 mm